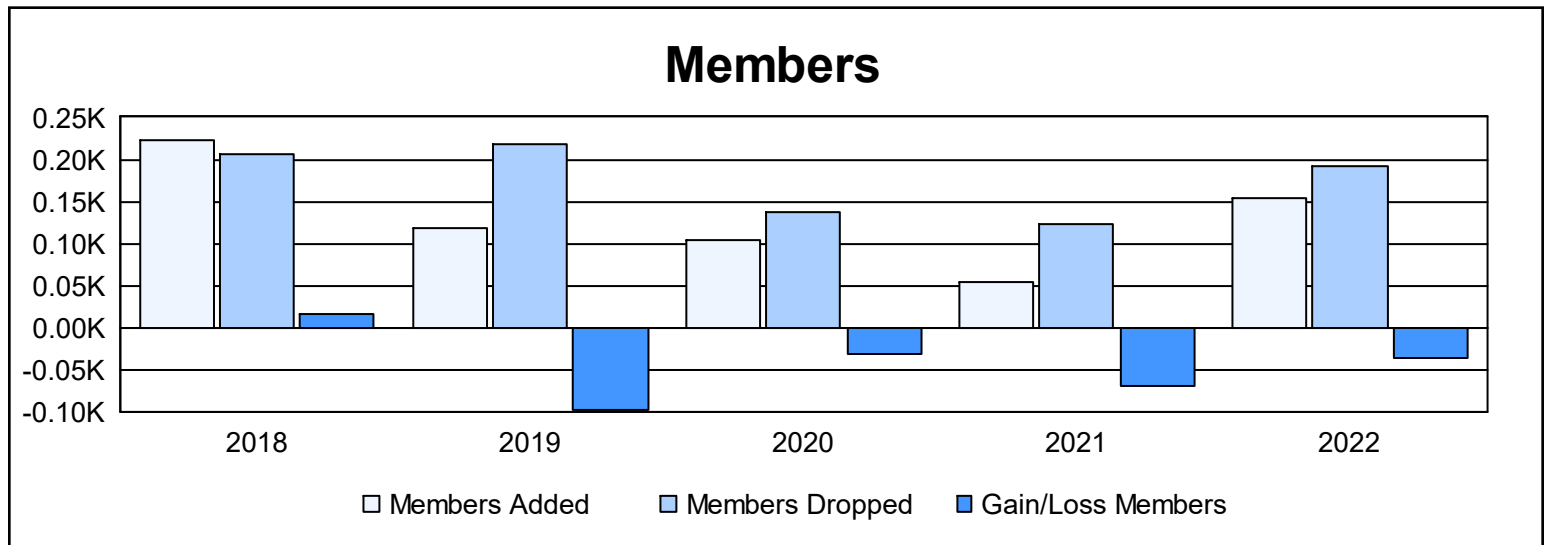
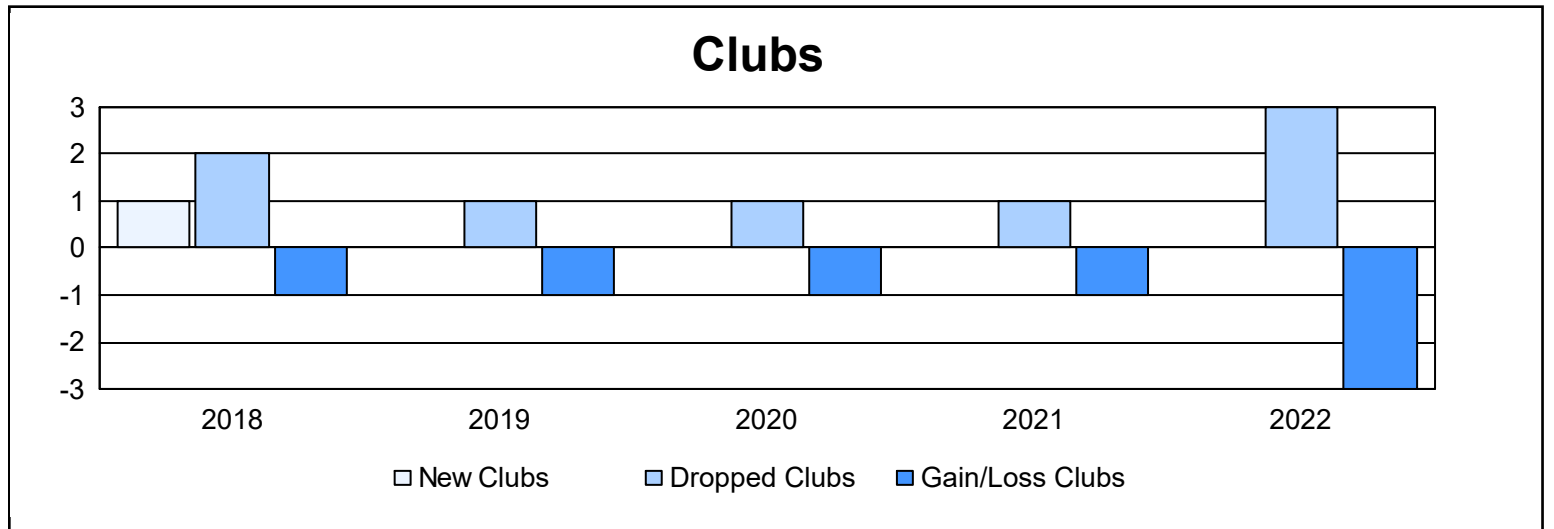
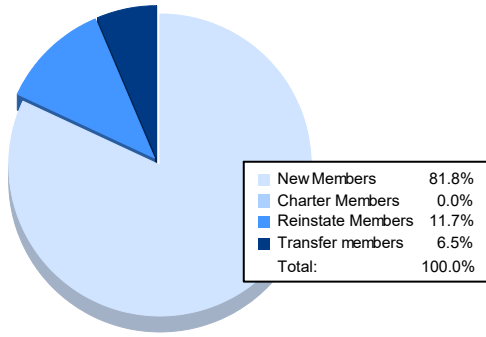


| Year | New Clubs | Dropped Clubs | Gain/ Loss Clubs | New Members | Charter Members | Reinstate Members | Transfer Members | Total Member Added | Total Members Dropped | Gain/ Loss Members |
|----------------|-----------|---------------|------------------|-------------|-----------------|-------------------|------------------|--------------------|-----------------------|--------------------|
| 2017-2018 | 1 | 2 | -1 | 171 | 25 | 14 | 13 | 223 | 206 | 17 |
| 2018-2019 | 0 | 1 | -1 | 101 | 1 | 6 | 10 | 118 | 217 | -99 |
| 2019-2020 | 0 | 1 | -1 | 99 | 0 | 3 | 2 | 104 | 136 | -32 |
| 2020-2021 | 0 | 1 | -1 | 47 | 0 | 3 | 4 | 54 | 123 | -69 |
| 2021-2022 | 0 | 3 | -3 | 126 | 0 | 18 | 10 | 154 | 191 | -37 |
| Average | 0 | 2 | -1 | 109 | 5 | 9 | 8 | 131 | 175 | -44 |



Membership Composition June 2022 Cumulative



Gender Composition June 2022 Cumulative

